

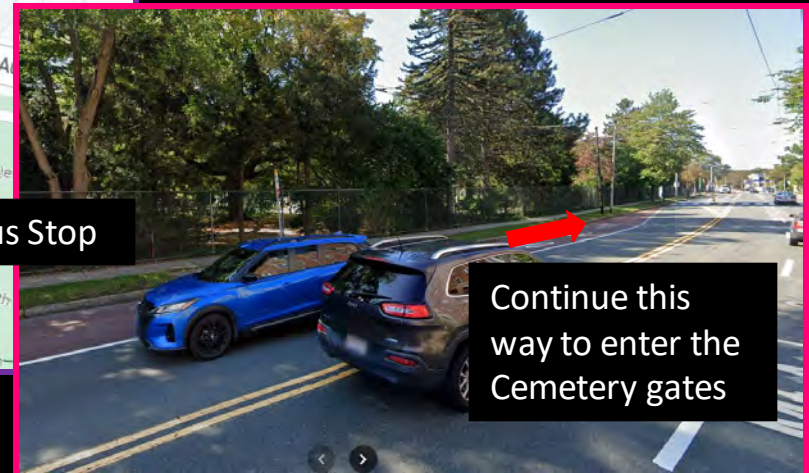
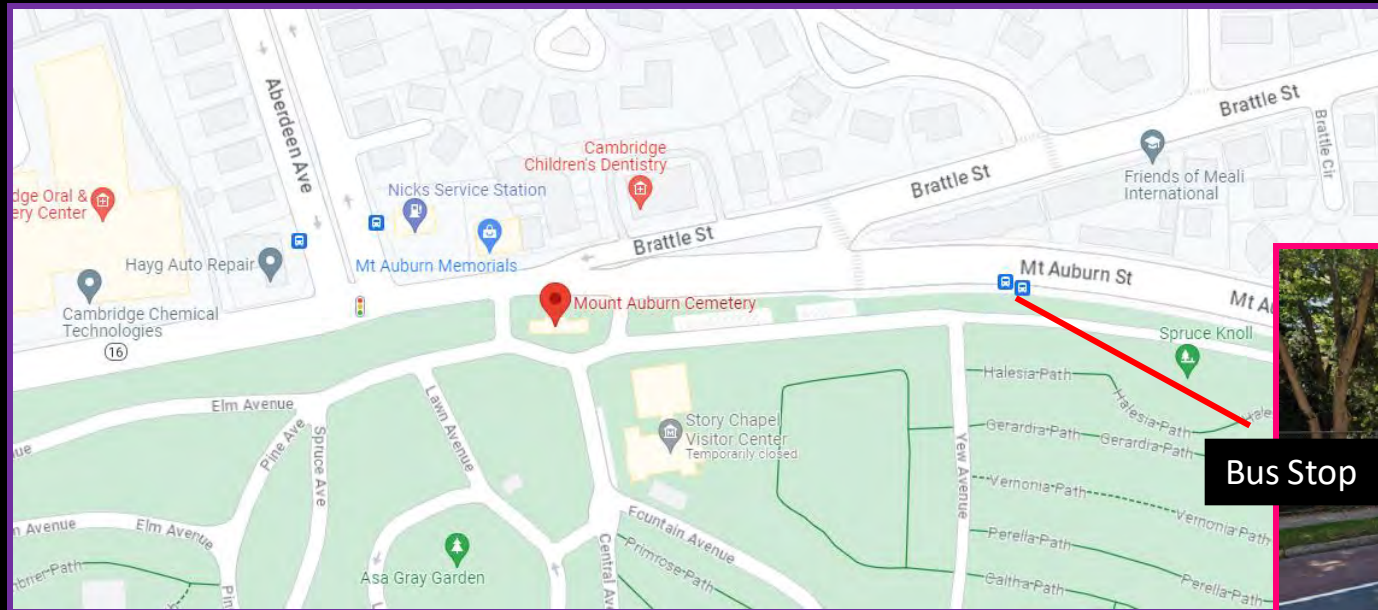


SOLSTICE

Mount Auburn Cemetery
2023 Event Guide

Getting to Mount Auburn Cemetery

Mount Auburn Cemetery is located at 580 Mt. Auburn Street in Cambridge, MA. We are reachable by the #71 bus (Watertown-Harvard Square) and #73 bus (Waverley-Harvard Square), walking, and by car. There is a sidewalk as well as several cross-walks on Mt. Auburn Street.



Bus Stop


Continue this way to enter the Cemetery gates

Arriving at SOLSTICE

There are two gates on Mt. Auburn Street, one is marked Enter Only (west gate) and one is marked Exit Only (east gate). Pedestrians may enter and exit through the central passageway between the two gates.



View of gate from outside the Cemetery



View of gate from inside the Cemetery

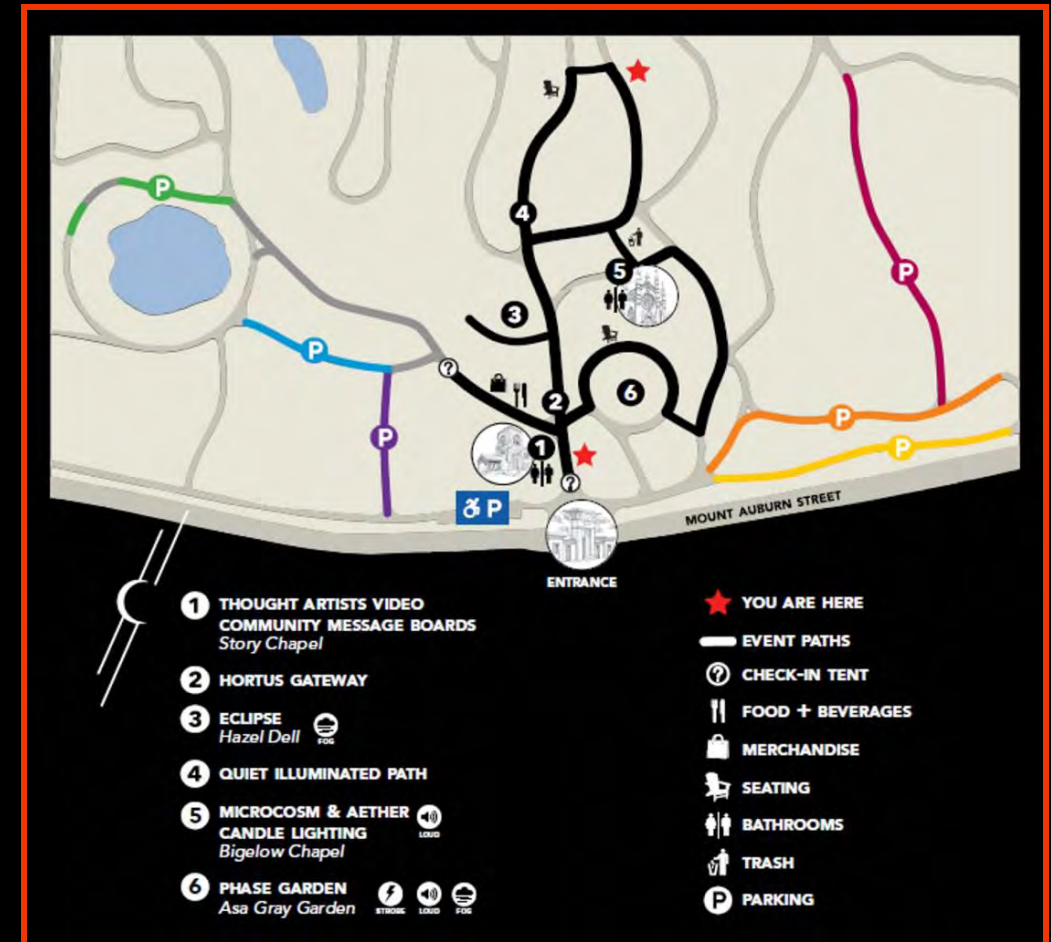
Event Parking

If you arrive by car, parking attendants in bright vests holding light up batons will help direct you to a designated parking area/spot. Parking areas are denoted by color. The West Lots (the right side of the map) are Yellow, Orange, and Pink. The East Lots (the left side of the map) are Purple, Blue, and Green.

There will be signs directing you to "Drive This Way" and to "Park Here." The distance from each parking area to the Check-In tents ranges from 5-15 minutes by foot, depending on which lot you park in.

Please drive carefully as pedestrians will be sharing the road with vehicles!

If you need accessible parking, please alert the parking attendants when you arrive and they will direct you to our accessible lot.



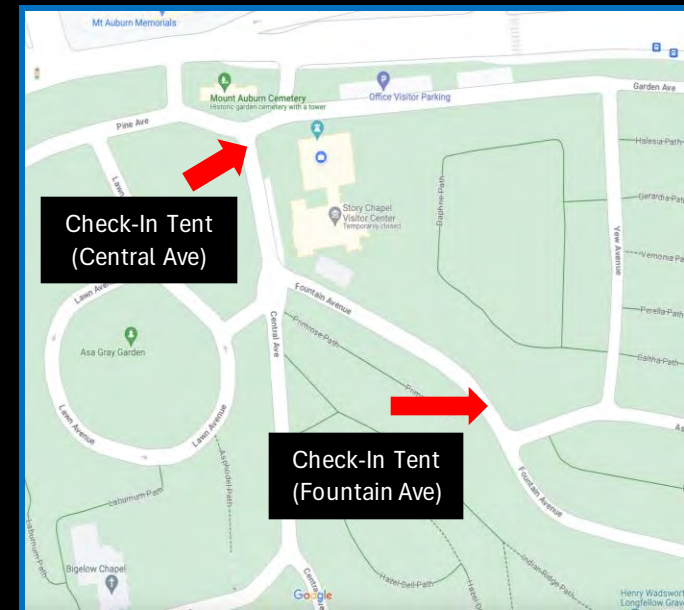
The SOLSTICE 2023 Event Map may be found in the alcove across from Story Chapel and on the extended pathway at Cedar Ave. The map shows the location of the artworks, bathrooms, food, merchandise, seating, parking, and outlines the event route.

Event Check-In

There will be a check-in tent at the north end of Central Ave by the entrance gates where guests will have their tickets scanned to enter the event. Guests parking in the West Lots (i.e. Yellow, Orange, and Pink) are encouraged to check in here.

A second check-in tent will be on Fountain Ave for all guests parking in the East Lots (i.e. Purple, Blue, and Green streets).

Please have your tickets ready when you arrive at the check-in tent. Our preference is to scan them on your mobile device, but you may also print your tickets if that is a better option of you.



Identifying SOLSTICE Event Staff

Event staff will be wearing light-up badges that say "SOLSTICE Event Staff."

Staff will be located at the Check-In tents, at Story Chapel and Bigelow Chapel, as well as throughout the event route. They can answer general event questions and direct you as needed.



Event Path Lighting

Colored lights gently illuminate monuments, trees, and the ground; pathway lighting at ground level shoots across the path from both sides, beginning along Central Ave. This lighting is present throughout the experience, bringing beauty to the landscape and illuminating the self guided pathways.

The main pathways throughout the experience are generally flat asphalt, concrete or mat material; the lighting visually creates striations throughout the pathways, but there is no depth to the pathways. At thresholds where there are stairs, steps will be clearly lit and staff will be present to assist.

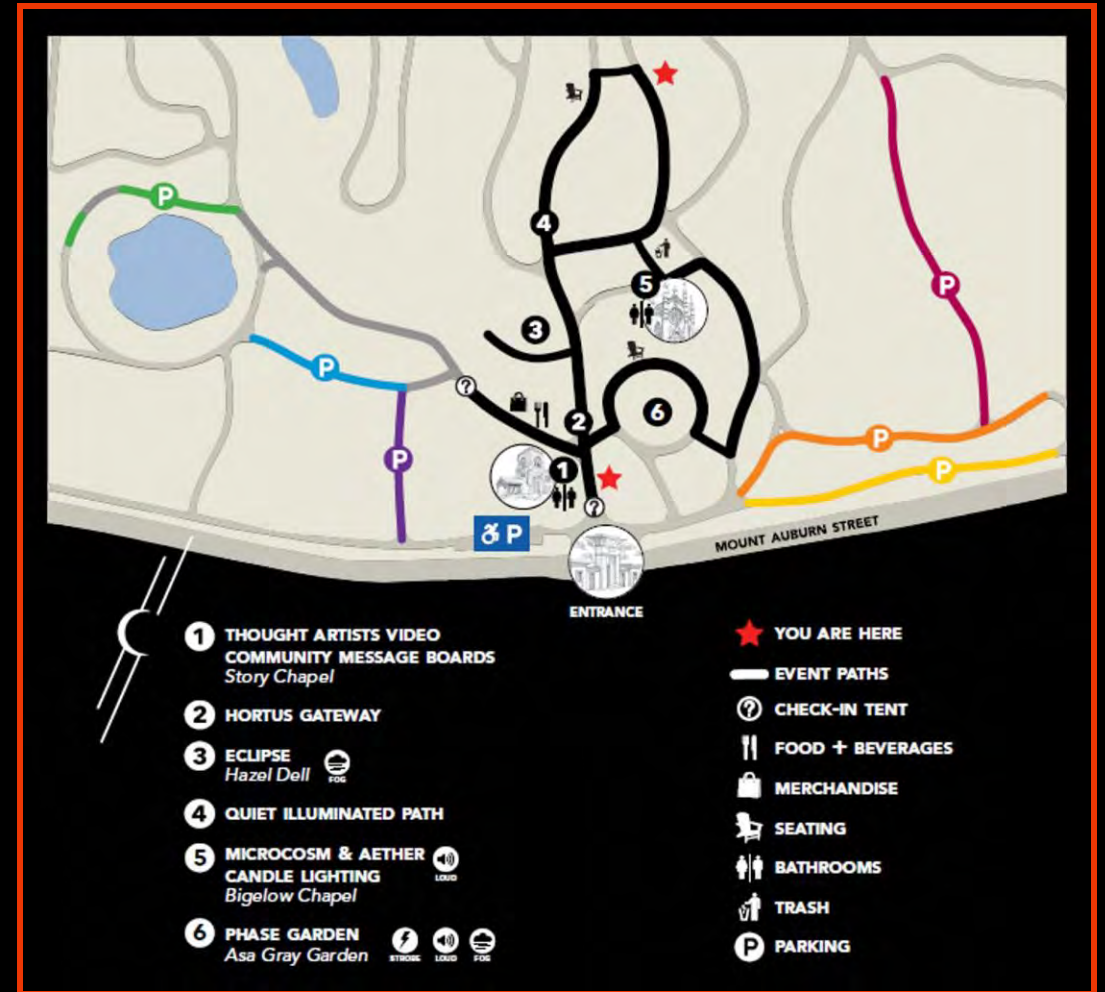
-



Event Start Options

The event was designed to be experienced in the order seen on the map. (Story Chapel, *Hortus Gateway*, *Eclipse* at Hazel Dell, Extended Path, *Microcosm & Aether* / Candle Lighting at Bigelow Chapel, *Phase Garden* at Asa Gray Garden).

If there is a need for a more accessible route, we recommend instead starting with Story Chapel, going onto Phase Garden, and then continuing with the numerical order. (Story Chapel, *Phase Garden* at Asa Gray Garden, *Hortus Gateway*, *Eclipse* at Hazel Dell, Extended Path, *Microcosm & Aether* / Candle Lighting at Bigelow Chapel).



Thought Artist Video at Story Chapel

The Thought Artist Video will be playing on a large screen at the back of the Chapel in front of the altar with sound and closed captions. Our four Thought Artists will speak on their connection to the Winter Solstice and the cycles within their lives and practices. There will be tables and chairs in the chapel to watch the video, eat, and warm up.


2023 SOLSTICE Thought Artists

Ricardo Austrich: Director of Landscape Architecture at BSC Group. Project Manager for Asa Gray Garden renovations.

Mwalim: Theater Artist, Composer, Writer, Musician, Educator

Karin Sprague: Mother & Monument Designer

Deb Todd Wheeler: Multi-media artist of radical generosity for emotional transformation and reclamation.



Community Message Boards at Story Chapel

The first stop at SOLSTICE is Story Chapel, just inside the entrance gates. If you checked-in on Central Ave, continue straight and the Chapel entrance will be on your left. If you checked-in on Fountain Ave, continue straight and turn right onto Central Ave at the first intersection. The Chapel entrance will be on your right.

Event staff will be there to welcome you at the Chapel door as well as the Event Information desk, located just inside the Chapel entrance. If you are looking for event details, need ticket troubleshooting, or have questions about Mount Auburn Cemetery, the info desk attendant can assist you.

When you enter the Chapel, you will find our Community Message Boards to your left and right. We encourage you to write a note to attach to the boards and read the notes others have left! Cards, pens, and string will be supplied, and a staff member will be stationed there to help.





Hortus Gateway at Central Ave

After exiting Story Chapel, you will turn left onto Central Ave and begin heading up a slight incline. This is the location of the first installation.

Four illuminated towers sit at the base of Central and Lawn Ave. As you pass through them, they will change color, "acknowledging" your presence.

In collaboration with Mount Auburn's horticulture caretakers, the towers are carved with flora and forms that are specific to the landscape of the Cemetery. The stately pillars hold representations of balance, endurance, renewal, and longevity; all of which are present in the enclosed gardens and landscape of Mount Auburn.



Eclipse at Hazel Dell

As you continue up Central Ave, Hazel Dell will come up on your left. Event staff and signage will alert you of the location for the second installation. Proceed down the paved ramp to enter the dell and see the artwork.


The Eclipse is composed of a suspended black disc sculpture, a halo of light, fog, and sound. The sound will be gentle and ambient.

There is a wide, paved path in front of the dell for everyone to enjoy the installation. You can move back and forth along the path to experience the transitions in and out of the light.


FOG WARNING



Getting to Hazel Dell



Continue straight after passing through the *Hortus Gateway*.



Continue down the ramp into the dell. You will exit the same way you came in.

Central Ave Extension

After exiting Hazel Dell, turn left to continue up an incline on Central Ave.

There is an extended pathway (Option 1) up Central Ave that turns right onto Geranium Path and curves back toward Bigelow Chapel from Cedar Ave.

This paved illuminated pathway will give guests the opportunity to slow down, contemplate, and enjoy the night sky in a quieter part of the Cemetery.

We will hand out lanterns to guests for extra visibility and place clusters of Adirondack chairs and blankets in places where the sky is open for stargazing.

If you would like to participate in the extended pathway, continue on Central Ave. If you would prefer to go straight to Bigelow Chapel, turn right at the fork (Option 2).



Option 1: Continue on Central Ave to experience the Extended Pathway

Option 2: Turn right onto Cypress Ave toward Bigelow Chapel

Turn left out of Hazel Dell onto Central Ave



Getting to Bigelow Chapel



Location of *Microcosm and Aether*

Turn onto Bigelow Lawn

Turn right after Extended Pathway

Those who choose to opt-out of the extended path will turn right off of Central Ave, then turn right onto the Lawn

Microcosm and Aether at Bigelow Chapel

As you come to the end of the extended path, Bigelow Chapel will appear on your left. Turn left onto the path to Bigelow Lawn to see the second installation, *Microcosm and Aether*, projected on the Chapel facade. There will be loud sound with moving projections.

The first piece, *Microcosm*, is a media poem to the stars. It bends the scale of the celestial world in an effort to bring visitors closer to universe.

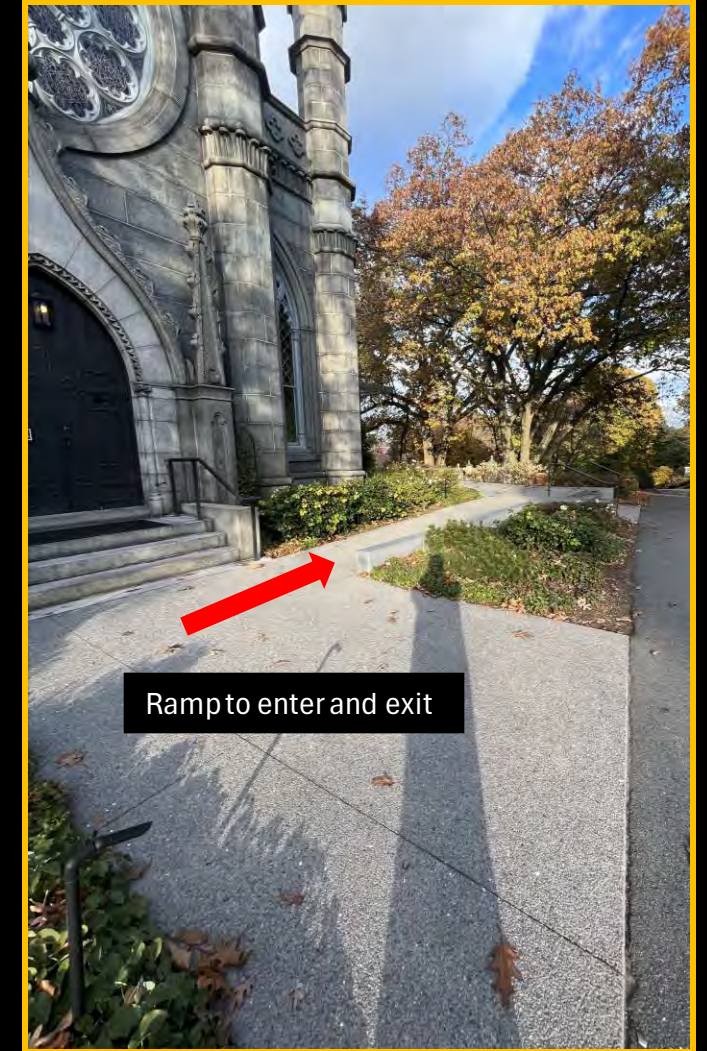
The second piece, *Aether*, is a choreography of darkness and light.

LOUD WARNING



Photo is from *Binete* from SOLSTICE
2022

Entering and Exiting Bigelow Chapel



Candle Lighting in Bigelow Chapel

After you watch *Microcosm and Aether*, we encourage you to join us for a candle lighting ceremony inside Bigelow Chapel.

Event staff will be at the door of the modern glass wing to open doors and welcome you in. The door is accessible by stairs and ramp. After entering, you will continue down the hallway and turn left to see a table with staff handing out tea lights. Once you receive your candle, you will continue back the way you came and into the historic Chapel on your right to have your candle lit and place it on the altar.

There will be armless wooden chairs for you to quietly enjoy the reflective atmosphere. Live string music will be played from the Chapel balcony.

You can either exit out the historic chapel door by going down a couple of steps or, if you need a ramp, you may exit the way you came in through the glass wing.



Phase Garden at Asa Gray Garden

After exiting Bigelow Chapel, you will turn right and head down Spruce Ave, which has a slight decline, toward Asa Gray Garden. Event staff will be present to direct you along the route. This is the site of the last installation, *Phase Garden*.

The Garden is a series of concentric circles and is designed to be experienced in each ring depending on your level of comfort with light and sound stimulation. The outer circle is paved and the two inner circles are grass. There are wooden benches in the middle ring for you to sit and enjoy the installation.

If you would rather be more removed from the light and sound, you may also experience *Phase Garden* by sitting in Adirondack chairs on Lawn Ave.

Phase Garden is an aesthetic exploration of our cosmic neighborhood. Deriving pitch, rhythm, color and more from the relationship between the sun, planets, and various moons, the artwork registers an audio-visual environment based on the cosmic math of our solar system.

FOG WARNING

LOUD WARNING

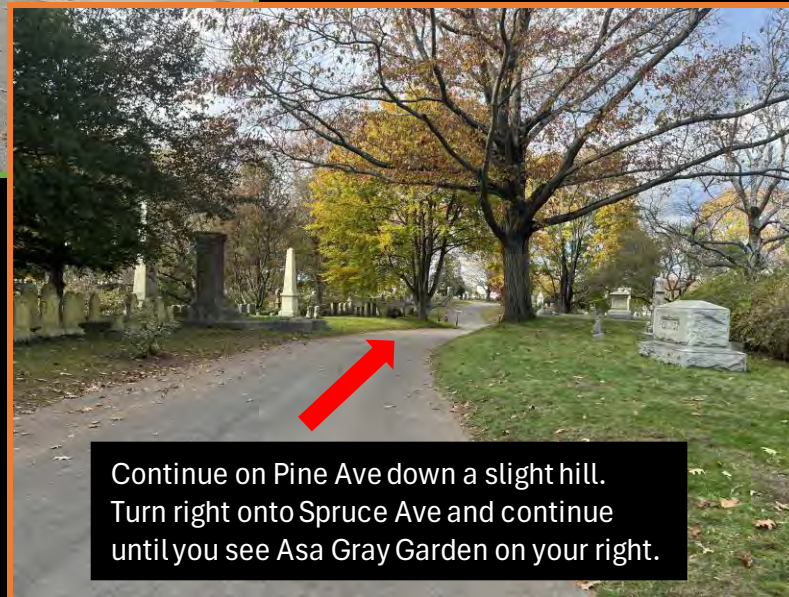
STROBE WARNING



Getting to Asa Gray Garden



Turn right after you exit Bigelow Chapel. Turn right again onto Pine Ave.



Continue on Pine Ave down a slight hill. Turn right onto Spruce Ave and continue until you see Asa Gray Garden on your right.



Location of *Phase Garden*

We will have an ADA compliant temporary path to enter the Garden.



Wooden benches found throughout the second ring of Asa Gray Garden

Refreshments and Merchandise

On Fountain Ave, you will find food, beverage, and merchandise for sale.

The food and beverage trailer, known as our SOLSTICE Café, is catered by Ovenbird. There is a service window to order at and receive your refreshments.

Next to the food and beverage trailer is a seating area with picnic tables and standing heaters.

The merchandise trailer (aka the SOLSTICE Gift Shop) is accessible by ramp, and features curated gifts and goods.



Merchandise Trailer from SOLSTICE 2022



Picnic tables on Fountain Ave

SOLSTICE Café Menu

SAVORY

Tomato Soup & ½ Grilled Cheese (veg) - \$9

French bread, fontina & cheddar

Full grilled cheese - \$6

Beef & Black Bean Chili (gf, df, without sour cream) - \$6

Cumin, peppers & onions, sour cream

Curried Pumpkin Soup (gf, vegan) - \$5

Ginger, coconut milk, pepitas

Savory Hand Pies

Braised ancho-beef, "chicken pot pie" - \$8

Spinach & feta (veg) - \$7

OB Hush Puppies (gf) - \$8

Andouille, trinity, hot honey, "comeback" sauce

SWEET

Apple Hand Pie (veg) - \$6

Warm spices, flaky all-butter crust

Chocolate Chia Seed Pudding (gf, vegan) - \$6

Sesame out crunch

Warm Cookies

Chocolate chip, double chocolate, and anzac (vegan) - \$3

Hand-decorated seasonal sugar and gingerbread cookies - \$5

BEVERAGES

Hot Chocolate - \$4.25

Hot or Chilled Apple Cider - \$3.25

Broadsheet Coffee & MEM Tea - \$3.50

Milk (Chocolate & Plain) - \$3.25

Assorted Spindrift Seltzers - \$2.75



SOLSTICE Gift Shop

The SOLSTICE Gift shop is located on Fountain Ave. There will be a ramp and railing to enter.

The Gift Shop is curated with thoughtful gifts for the heart and home that foster reflection, connection, and renewal. Items for sale include candles, books, stationery, and décor.

